

Key metrics to understand outsized rental growth in today's market

New records of market rent growth have been set in 2021. On this page you can find key statistics and main growth drivers. Our latest Prologis Research paper covers these fast changing dynamics in more detail. Link to full report [\[here\]](#).

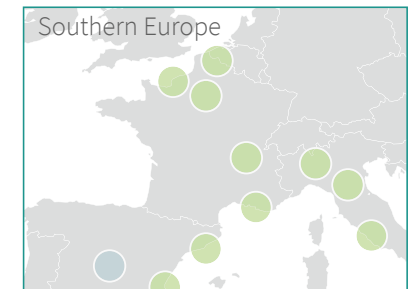
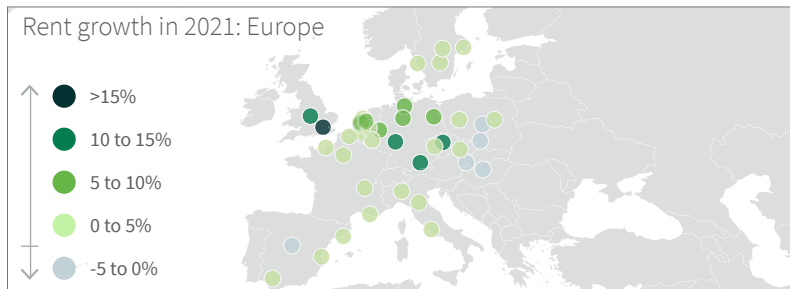
Rent growth statistics for 2021

Global

The United States	17.5%
Europe	7.2%
China	2.3%
Japan	0.9%
Brazil	11.0%
Mexico	10.5%

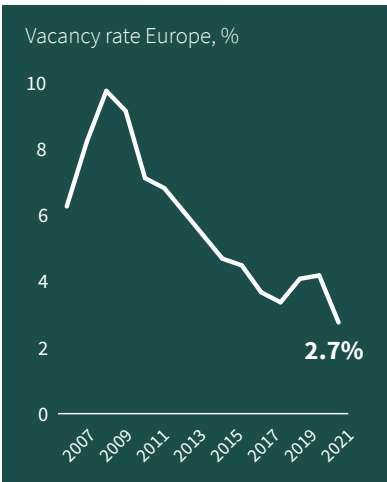
Top 5: Europe¹

1. The United Kingdom	13.1%
2. Germany	8.7%
3. The Czech Republic	7.0%
4. The Netherlands	5.1%
5. Sweden	3.9%
(8.) France	2.8%



Four main rent growth drivers

1: AVAILABILITY LOWEST LEVEL²



2: RISING CONSTRUCTION COSTS³



3: SOARING LAND VALUES⁴



4: URGENCY OF DEMAND IN 2021²



Highest growth markets

Top 5: Europe

1. London
2. Midlands
3. Prague
4. Frankfurt
5. Munich

Top 3: France

1. Lyon
2. Marseille
3. Le Havre

Note: Regional and global rental growth rates referred to throughout are weighted averages of market-level growth rates, using estimates of market revenue as weightings

1. Out of 12 countries Prologis has exposure.
 2. Source: CBRE, JLL, C&W, Fraunhofer, Gerald Eve, Colliers, Prologis Research.
 3. Source: Eurostat, Prologis Research. Price index based on basket of commodities needed to develop a logistics warehouse.
 4. Source: Prologis local deployment teams and Research. Land value represents finished land.